Headquarters:
NO.9 Xuqing Road,Xuguan Development Zone,
Suzhou,Jiangsu,China,215151
E-Mail:info@elevatorscn.com
Tel:+86 512 6618 1118
http://www.Elevatorscn.com
http://www.facebook.com/larssonelevatorcn

The brochure is only for your reference. Please refer to the respective technical documents, subject to change without notice.
LARSSON Elevator All Rights Reserved.
LARSSON2017.03



PASSENGER ELEVATOR

LARSSON ELEVATOR CO.,LTD



PASSENGER ELEVATOR FOUR TECHNOLOGIES



Intelligence - intelligent running, high-efficient experience

Intelligent group control manage system

By centralized control to multi elevators, this system will allocate elevator response rationally and dispatch the most suitable car to each landing. Ensure passengers to enjoy the timely service in any case.

Full computer intelligent control system

This system uses high-performance 64bit microcomputer processing chip, realizes multi – microcomputer, modularization, network control and improves data processing time.
Intelligent microcomputer module built-in system combines fuzzy logic serial communication technology to achieve fast information transmission, improve the system scheduling and operation rate further, and make elevator performance more excellent.





Comfort – enjoy smooth and pleasant trip

High-end door-motor system

The advanced VVVF control technology applies to the door-motor system, makes door starting, speeding up, braking curves smooth and fluent. Bring comfort to passengers by quiet switches.

Accurate position control system

This system uses advanced sensor that gets real-time signal feedback of the movement state of motor rotor. To make car positioning precision reach zero for better in and out freely.

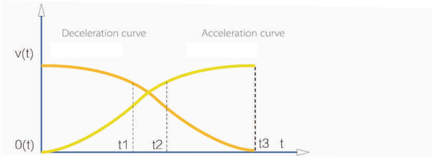



Safety – humanity care all the way

ID/IC card identification system

This system controls the use of elevators by ID/IC card. Users take elevator by card to improve safety of buildings and efficiency of property management and create private space for them.

Infrared light curtain protection system

There's intensive light curtain protective barrier that naked eye cannot see at entrance, it could make sensitive response quickly to any objects in detection range in order to protect passenger safe efficiently.



Energy-saving – green model, path to sustained

A new generation of gearless permanent magnet synchronous traction machine

Excellent driving performance, more high-efficient running smart figure with convenient layout saves 10% construction area compared with the same load gear elevator, it saves 50% electric energy.

Energy feedback technology

Through energy feedback device, electric energy converted by potential energy produced when in elevator running gives back to the grid for the use of other electrical equipments in the building, this device could save 30% electric energy efficiently.

LED energy-saving lighting in car

We adopt super long-life LED light without harmful substances to save 80% energy saving than conventional tube under the same illumination.

Car automatic lighting system

Turn off lighting automatically if nobody in the car.
Turn off lighting automatically after receiving calls.

PASSENGER ELEVATOR SMALL MACHINE ROOM



Less space, more intelligence

Art everywhere – perfect overlap of machine room and shaft area

LARSSON passenger elevator with small machine room uses compact layout of gearless permanent magnet synchronous traction machine and control cabinet to save construction space and expand utility rate of space. As machine room area is exactly same with shaft area, a harmony mechanical and electrical greenway comes into being. It is perfect into the building and increasing the aesthetic feeling.

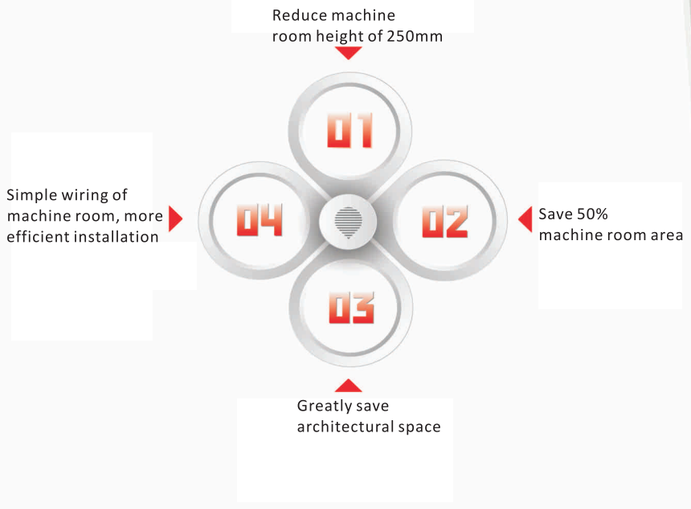



Leading advantage gives you unlimited possibility

Optimize space, design span

With machine room less structure, control cabinet and traction are placed in the shaft flexibly. It saves construction area and with artistic and simple shape, which reduces comprehensive construction cost and leaves design space for architects and developers.



Traction machine top mounted





Flexible layout, convenient maintenance

Traction machine is located between shaft top car and shaft wall, control cabinet is next to top hall door, which make the connection between them short enough, easy to repair and maintenance.



PASSENGER ELEVATOR

STANDARD CAR DECORATION

Car



Car walls with hairline stainless steel

Operation panel



COP004A

Ceiling



CL001

Floor PVC



FR101

Call



HB009A



PASSENGER ELEVATOR

HOTEL
CAR DECORATION



DC201

Ceiling	Steel paint frame, top with gold foil, hidden lamp tape, spotlight
Car wall	Bronze mirror stainless steel, dermatoglyphic hard package, wood veneer, glass mirror, hidden lamp tape
Handrail	Dermatoglyphic hard pack
Baseboard	Marbal
Ground	Marble mosaic



DC202

Ceiling	Titanium mirror stainless steel, titanium hair, top with gold foil, back light tank
Car wall	Decorative film, titanium mirror stainless steel, metal mosaic
Handrail	Wooden handrail
Baseboard	Titanium hairline
Ground	Marble mosaic





DC215

Ceiling	Titanium mirror stainless steel, ceiling lamp, square lamp
Side car wall	Titanium mirror stainless steel, wooden veneer, titanium mirror stainless steel trip
Back car wall	Titanium mirror stainless steel, wood carving, jade
Front car wall	Titanium mirror stainless steel
Handrail	Wooden, stainless steel
Ground	Marble mosaic



DC216

Ceiling	Wooden veneer, light belt, ceiling lamp
Car wall	Wooden veneer frame, wooden venner, the car glass mirror
Front car wall	Titanium mirror stainless steel
Handrail	Wooden, stainless steel
Ground	Marble mosaic



DC217

Ceiling	Titanium mirror stainless steel, acrylic, art lamp
Car wall	Titanium mirror stainless steel, titanium frosted stainless steel, wood carving
Handrail	Wooden, stainless steel
Ground	Marble mosaic



PASSENGER ELEVATOR BUSINESS CAR DECORATION



DC203

Ceiling	Mirror stainless steel, opal acrylic, down light
Side car wall	Wooden veneer, mirror stainless steel
Back car wall	Mirror etched stainless steel, wooden veneer
Front car wall	Mirror stainless steel
Handrail	Wooden veneer, mirror stainless steel
Ground	Marble mosaic



DC204

Ceiling	Black coating mirror stainless steel, mirror stainless steel, opal acrylic, down light
Side car wall	Hairline stainless steel, mirror stainless steel strip
Back car wall	Black coating mirror etched stainless steel, hairline stainless steel, mirror stainless steel strip
Front car wall	Hairline stainless steel
Handrail	Hairline stainless steel
Ground	Black galaxy granite, jazz white marble



DC205

Ceiling	Hairline stainless steel, acrylic
Car wall	Marble, hairline stainless steel, glass mirror
Handrail	Stainless steel round tube
Baseboard	Hairline stainless steel
Ground	Marble



DC212

Ceiling	Mirror stainless steel, down light
Car wall	Hairline stainless steel, mirror etched stainless steel
Handrail	Stainless steel
Baseboard	Mirror stainless steel
Ground	Marble



DC213

Ceiling	Crystal mask of acrylic
Side car wall	Marble veneer, black coating hairline stainless steel
Back car wall	Hairline stainless steel, lamp, black coating hairline stainless steel
Front car wall	Black coating mirror stainless steel
Handrail	Hairline stainless steel
Ground	Marble mosaic



DC214

Ceiling	Painted steel, down light, lamp
Side car wall	Marble, bronze mirror stainless steel
Back car wall	Mirror etched stainless steel plating bronze
Handrail	Stainless steel round tube
Baseboard	Bronze hairline stainless steel
Ground	Marble

PASSENGER ELEVATOR RESIDENTIAL CAR DECORATION





DC206

Ceiling	Champagne hairline stainless steel, acrylic
Car wall	Champagne hairline stainless steel, mirror hairline stainless steel, mirror etched stainless steel
Handrail	Brushed stainless steel (champagne plating)
Ground	Marble



DC207

Ceiling	Hairline stainless steel, acrylic
Car wall	Mirror stainless steel, decorative plate
Handrail	Stainless steel (polishing)
Ground	Marble mosaic





DC208

Ceiling	Black titanium hairline, mirror stainless steel, down light, top with silver foil, around the back light tank
Car wall	Wooden veneer, hairline decorative line, black hairline stainless steel, mirror stainless steel
Handrail	Stainless steel round tube
Baseboard	Hairless stainless steel
Ground	Marble mosaic



DC210

Ceiling	Integral
Side car wall	Decorative steel plate, mirror stainless steel
Back car wall	Decorative steel plate, mirror stainless steel
Front car wall	Hairline stainless steel
Handrail	Stainless steel round tube
Ground	Marble



DC211

Ceiling	Mirror stainless steel, down light
Side car wall	Hairline stainless steel, color steel plate, stainless steel line
Back car wall	Hairline stainless steel, mirror etched stainless steel
Handrail	Stainless steel round tube
Baseboard	Hairline stainless steel
Ground	marble

PASSENGER ELEVATOR DECORATION SERIES

PVC Floor



FR101 (Standard)



FR102



FR105



FR103



FR104



FR106



FR107



FR108

Note: Besides indicating the standard, others are optional

Spraying color (Standard)

P001



P002

P003



P004

Ceiling



CL001 (Standard)
Hairline stainless steel frame, acrylic lighting



CL002 (Optional)
Hairline stainless steel frame, acrylic lighting



CL004(Optional)
Sliver Baking finish steel plate, LED illumination

Marble floor (Optional)



FR001



FR002



FR003



FR004



FR005



FR006



FR007



FR008

Note: restricted by printing, the printing color is only for your reference, please refer to our actual samples

PASSENGER ELEVATOR DECORATION SERIES

Door plank (mirror etched, titanium mirror etched) (optional)


LD101

LD201


LD102


LD202


LD103


LD203


LD104


LD204

Handrail (optional)


HR001


HR002


HR003


HR004


HR005


HR006


HR007

PASSENGER ELEVATOR OPERATION PANEL

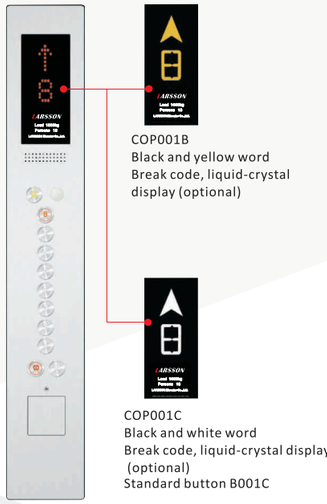

COP001B
Black and yellow word
Break code, liquid-crystal
display (optional)

COP001C
Black and white word
Break code, liquid-crystal display
(optional)
Standard button B001C

Standard

COP001A

Material quality	Black plastic frame, hairline stainless steel panel
Display	Orange dot matrix display (optional: COP001B black and yellow word break code, liquid-crystal display, COP001C black and white word break code, liquid-crystal display)
Button	B001A (more options on the button page)

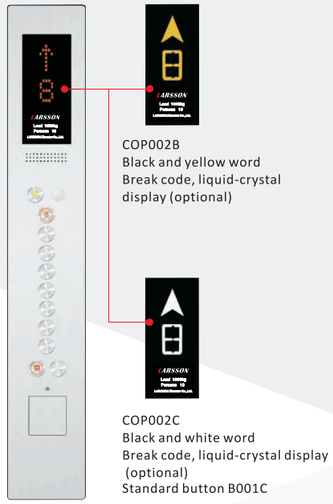

COP002B
Black and yellow word
Break code, liquid-crystal
display (optional)

COP002C
Black and white word
Break code, liquid-crystal display
(optional)
Standard button B001C

COP002A

Material quality	Aluminum frame, hairline stainless steel panel
Display	Orange dot matrix display (optional: COP002B black and yellow word break code, liquid-crystal display, COP002C black and white word break code, liquid-crystal display)
Button	B001A (more options on the button page)



COP004B
Black and yellow word
Break code,liquid-crystal
display(optional)

COP004B
Black and white word
Break code,liquid-crystal
display(optional)
Standand button B007A

Standard

COP004A

Material quality	Aluminum frame,hairline stainless steel panel
Display	Orange dot matrix display(optional: COP004B black and yellow word break code,liquid-crystal display, COP004C black and white word break code,liquid-crystal display
Button	B007A(more options on the button page)

All-in-one COP liquid-crystal display

Information display function
Display the elevator floor, moving direction, overload, fire alarm, overhaul and so on automatically

Information release function in real-time
Property management personnel can release community management information or public welfare publicity language to passengers via Internet or USB flash disk. (for example notice, announcement, news, weather forecast, holiday greetings and slogan)

Information display function
Display date, time, customer LOGO

Property value-added features
Color picture or animation could be used for property publicity or advertising promotion, bringing limitless value-added business opportunities

Background music or voice announcement
Voice announcement with good sound quality when elevator arrives, replacing original voice newspaper layer or playing background music

Energy-saving operating function
Automatic closing display without calls is to prolong the service life of LCD screen and save energy

Display update function
Users can update pictures, audio files displayed by LCD by USB flash disk or Internet, and replace mode and interface of LCD freely

Diversified interface
Providing dozens of display information, it's flexible and convenient for users to update

All-in-one COP operating panel



Optional

Material quality	Hairline stainless steel panel
Display	7 inches, 8 inches, 10.4 inches picture machine, multimedia display
Button	B001A (more options on the button page)



PASSENGER ELEVATOR CAR/HALL SIGNAL DEVICE

Optional display



Black and yellow word break code, liquid-crystal display



Black and white word break code, liquid-crystal display

Car/hall signal device

HB001A



Material quality Black plastic frame, hairline stainless steel panel

Display Orange dot matrix display (optional: HB001B black and yellow word break code, liquid-crystal display,HB001C black and white word break code, liquid-crystal display, standard button B001C)

Button B001A (more options on the button page)

HB002A



Material quality White plastic frame, black organic glass panel

Display Orange dot matrix display (optional: HB002B black and yellow word break code, liquid-crystal display, HB002C black and white word break code, liquid-crystal display, standard button B001C)

Button B001A (more options on the button page)

Note: Besides indicating the standard, others are optional

HB005A



Material quality Aluminum frame, hairline stainless steel panel

Display Orange dot matrix display (optional: HB005B black and yellow word break code, liquid-crystal display, HB005C black and white word break code, liquid-crystal display, standard button B001C)

Button B001A (more options on the button page)

HB006A



Material quality Aluminum frame, hairline stainless steel panel

Button B001A (more options on the button page)

HB009A



Material quality Aluminum frame hairline stainless steel panel

Display Orange dot matrix display HB009A(optional:HB009B black and yellow word break code, liquid-crystal display HB009C black and white word break code,liquid-crystal display)

Button B007A(more options on the button page)

HB101A



Material quality Black plastic frame, stainless steel panel

Display Orange dot matrix display (optional: HB101B black and yellow word break code, liquid-crystal display, HB101C black and white word break code, liquid-crystal display, standard button B001C)

Button B001A (more options on the button page)

Note: Besides indicating the standard, others are optional

PASSENGER ELEVATOR CAR/HALL SIGNAL DEVICE



Car/hall signal device

HB102A



Material quality	Black plastic frame, black organic glass panel
Display	Orange dot matrix display (optional: HB102B black and yellow word break code, liquid-crystal display, HB102C black and white word break code, liquid-crystal display, standard button B001C)
Button	B001A (more options on the button page)

HB105A



Material quality	Aluminum frame, hairline stainless steel panel
Display	Orange dot matrix display (optional: HB105B black and yellow word break code, liquid-crystal display, HB105C black and white word break code, liquid-crystal display, standard button B001C)
Button	B001A (more options on the button page)

Note: Besides indicating the standard, others are optional

Button



B001A (standard)
Without braille, orange light

B001B
Without braille, blue light

B001C
Without braille, white light

B101A
With braille, orange light

B101B
With braille, blue light

B101C
With braille, white light



B002A
Without braille, orange light

B002B
Without braille, blue light

B002C
Without braille, white light

B102A
With braille, orange light

B102B
With braille, blue light

B102C
With braille, white light



B004A
Without braille, orange light

B004B
Without braille, blue light

B004C
Without braille, white light

B104A
With braille, orange light

B104B
With braille, blue light

B104C
With braille, white light



B005A
Without braille, orange light

B005B
Without braille, blue light

B005C
Without braille, white light

B105A
With braille, orange light

B105B
With braille, blue light

B105C
With braille, white light



HL001A
Orange light

HL001B
Blue light

HL001C
White light



HL002A
Orange light

HL002B
Blue light

HL002C
White light

Note: Besides indicating the standard, others are optional

Arrival light



Arrival light, button (3 colors), orange blue white



HL003A
Orange light

HL003B
Blue light

HL003C
White light



HL004A
Orange light

HL004B
Blue light

HL004C
White light



HL005A
Orange light

HL005B
Blue light

HL005C
White light



HL006A
Orange light

HL006B
Blue light

HL006C
White light

PASSENGER ELEVATOR

ELEVATOR WITH MACHINE ROOM CONSTRUCTION LAYOUT

Hoistway vertical layout

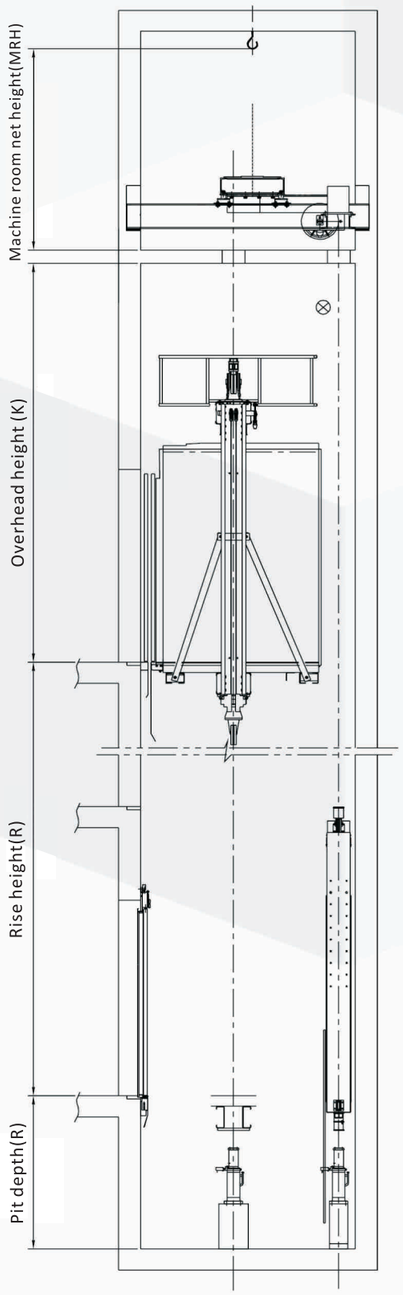

Hoistway plane layout

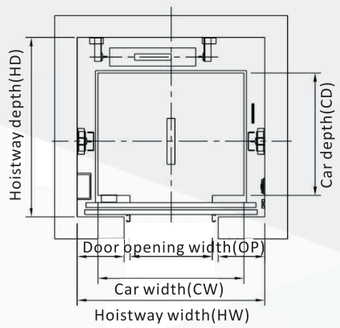

Machine room plane layout

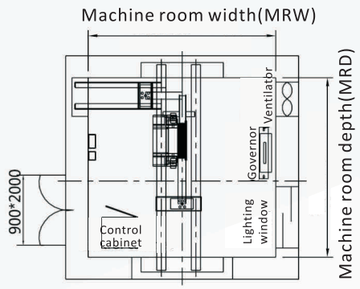

Specifications of passenger elevator with machine room (residential)

Note: Standard first floor height 4m, other floors 3m

KG Load	m/s Speed	Car size mm			Opening size mm		Hoistway size mm				Highest floors	Highest rise height m	MRW mm	MRD mm	MRH mm
		CW	CD	CH	OP	OPH	HW	HD	K	S					
630	1	1400	1100	2500	800	2100	1850	1750	4250	1400	15	50	1850	1750	2500
	1.5								4350	1450	24	80			
	1.75								4400	1500	32	95			
800	1	1400	1400	2500	800	2100	1850	2050	4300	1400	15	50	1850	2050	2500
	1.5								4400	1450	24	80			
	1.75								4450	1500	32	95			
	2						2000	2050	4800	1750	35	110	2000	2050	
	2.5								5000	1950	40	130			
1000	1	1600	1400	2500	900	2100	2050	2050	4300	1400	15	50	2050	2050	2500
	1.5								4400	1450	24	80			
	1.75								4450	1500	32	95			
	2						2200	2100	4800	1750	35	110	2200	2100	
	2.5								5000	1950	40	130			
1150	1	1800	1500	2500	1100	2100	2400	2200	4550	1550	15	50	2500	2150	2500
	1.5								4700	1600	24	80			
	1.75								4750	1650	32	95			
	2								4800	1750	35	110			
	2.5								5000	1950	40	130			
1350	1	2000	1500	2500	1100	2100	2500	2200	4550	1550	15	50	2500	2200	2500
	1.5								4700	1600	24	80			
	1.75								4750	1650	32	95			
	2								4800	1750	35	110			
	2.5								5000	1950	40	130			
1600	1	2000	1700	2500	1100	2100	2500	2400	4550	1550	15	50	2500	2400	2500
	1.5								4700	1600	24	80			
	1.75								4750	1650	32	95			
	2								4800	1750	35	110			
	2.5								5000	1950	40	130			

Specifications of passenger elevator with machine room (business, hotel)

Note: Standard 1,2 floor height 5m, other floors 3.3m

KG Load	m/s Speed	Car size mm			Opening size mm		Hoistway size mm				Highest floors	Highest rise height m	MRW mm	MRD mm	MRH mm
		CW	CD	CH	OP	OPH	HW	HD	K	S					
1000	1	1600	1400	2700	900	2300	2050	2050	4500	1400	12	50	2050	2050	2500
	1.5								4600	1450	20	80			
	1.75								4650	1500	24	95			
	2						2200	2100	5000	1750	30	110	2200	2100	
	2.5								5200	1950	35	130			
	3						2300	2200	5700	3600	45	165	2300	2200	
	4						2300	2250	6000	4400	60	215	2300	2250	
1150	1	1800	1500	2700	1100	2300	2400	2200	4750	1550	12	50	2500	2150	2500
	1.5								4900	1600	20	80			
	1.75								4950	1650	24	95			
	2								5000	1750	30	110			
	2.5								5200	1950	35	130			
	3						2600	2200	5700	3600	45	165	2600	2200	
	4						2600	2250	6000	4400	60	215	2600	2250	
1350	1	2000	1500	2700	1100	2300	2550	2200	4750	1550	12	50	2500	2200	2500
	1.5								4900	1600	20	80			
	1.75								4950	1650	24	95			
	2								5000	1750	30	110			
	2.5								5200	1950	35	130			
	3						2600	2250	5700	3600	45	165	2600	2250	
	4						2600	2300	6000	4400	60	215	2600	2300	
1600	1	2000	1700	2700	1100	2300	2550	2400	4750	1550	12	50	2500	2400	2500
	1.5								4900	1600	20	80			
	1.75								4950	1650	24	95			
	2								5000	1750	30	110			
	2.5								5200	1950	35	130			
	3						2600	2450	5700	3600	45	165	2600	2450	
	4						2600	2500	6000	4400	60	215	2600	2500	

Note: The drawings and specifications are only for your reference, final order please confirm with LARSSON

PASSENGER ELEVATOR

ELEVATOR WITHOUT MACHINE ROOM CONSTRUCTION LAYOUT

Hoistway vertical layout

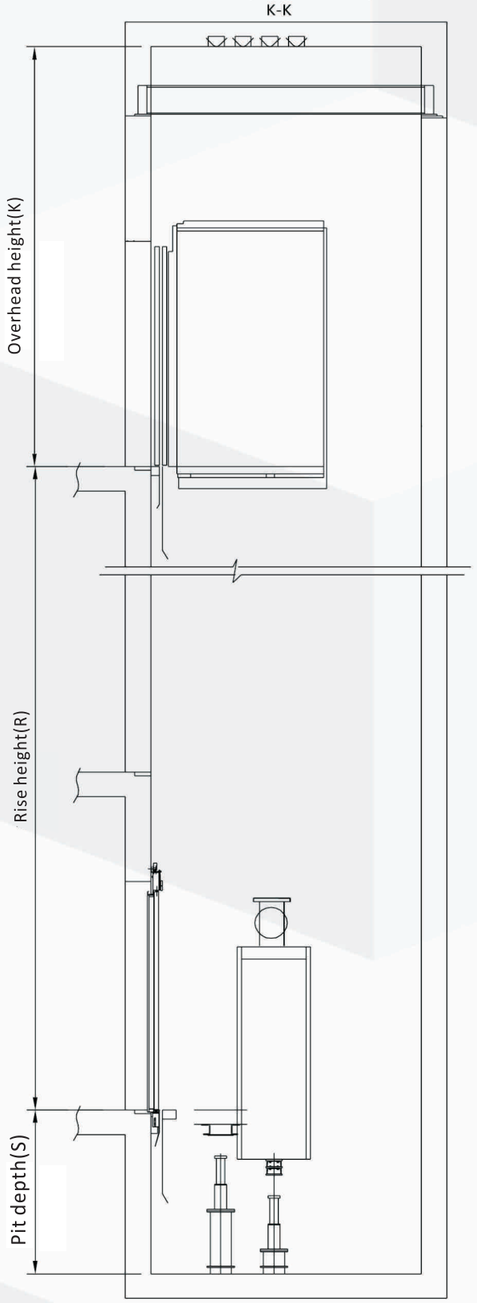

Hoistway plane layout

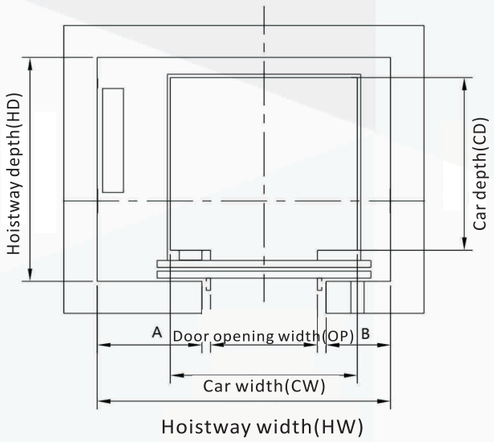

A>B, specific size shown on the drawings



Specifications of passenger elevator without machine room

Note: Standard first floor height 4m, other floors 3m

KG Load	m/s Speed	Car size mm			Opening size mm		Hoistway size mm				Highest floors	Highest rise height m
		CW	CD	CH	OP	OPH	HW	HD	K	S		
630	1	1100	1400	2380	700	2100	1750	1800	4150	1400	15	50
	1.5				800		1850		4300	1500	24	80
	1.75								4400	1550	24	80
800	1	1400	1400	2380	800	2100	2050	1800	4150	1400	15	50
	1.5								4300	1500	24	80
	1.75								4400	1550	24	80
1000	1	1600	1400	2380	900	2100	2250	1800	4150	1400	15	50
	1.5								4300	1500	24	80
	1.75								4400	1550	24	80
1150	1	1600	1600	2500	900	2100	2400	2000	4250	1550	15	50
	1.5								4400	1700	24	80
	1.75								4500	1700	32	95
1350	1	2000	1500	2500	1100	2100	3000	2100	4550	1700	15	50
	1.5								4650	1750	24	80
	1.75								4700	1800	32	95
1600	1	2000	1700	2500	1100	2100	3000	2200	4550	1700	15	50
	1.5								4650	1750	24	80
	1.75								4700	1800	32	95

Note: The drawings and specifications are only for your reference, final order please confirm with LARSSON

PASSENGER ELEVATOR FUNCTION TABLE

Note: O is optional for residential △ is optional for business and hotel

General Protection

- Closing time protection
- Emergency fire operation (EFO)
- Emergency lighting in the car
- Overload warming (Caution light and buzzer)
- The screen door protection device
- Car roof and control cabinet emergency electric operation
- Fault automatic diagnosis
- Alarm bell
- Hitting the bottom buffer device
- Outside door zone without opening door
- Wave detection of grid voltage
- Contactor feedback detection
- Relay detection protection
- Speed feedback detection
- Fault low-speed self-rescue
- HB button embedded self-diagnosis
- Protection against reverse travel
- Prevent slipping protection
- Safety circuit protection
- Limit protection
- Upper and lower limit protection device
- Door interlock protection
- Operation contactor protection
- Brake detection and protection
- Manual brake release rescue (only for elevator with machine room)
- Machine room door switch
- Driven equipment overheating protection (OHT)
- Fire signal feedback
- Electric brake (only for elevator without machine room)
- Power-off emergency leveling ○ △
- Emergency power supply device operation ○ △
- Firefighters service (in car) ○ △

Information Display

- Hall and car digital position indicator
- Hall and car call/register
- Hall and car running direction display
- Running number display
- Floor display character arbitrary setting

Steady Running

- Return to base station without call
- Full collective control
- Independent service
- Full-load direct running (LNS)
- Automatic door switch
- Pre-torque output
- Upon elevator floor setting
- Hoistway self-learning
- End station for speed and floor number correction
- Parking
- Two parallel △
- Door opening re-leveling ○
- Advance door opening ○
- Group control operation management ○ △
- Double-door elevator ○ △

Comfortable Ride

- Hall and car door setting time
- Open and close button
- Automatic ventilation and lighting of automatic control in car
- Automatic cancellation of reverse order
- HB calls door opening
- Repeated closing door
- Bypassed stop setting
- Input port evaluation
- Manually selected floor
- Cancellation of wrong landing
- Anti-nuisance operating
- Car arrival gong △
- Attendant control ○ △
- Ventilator automatic control (only for residential) ○
- Voice announcement ○
- Liquid display (only for residential) ○

Security Monitoring

- Intercom from monitor room to machine room, car (Exclude machine room wired to monitor room)
- CCTV cable (From car to machine room) ○
- Elevator remote control
- Card reader ○ △
- BA interface (Dry contact) ○ △
- Community monitoring panel ○ △
- Community computer monitoring ○ △